


Oracle Business Intelligence

# Be the First to Know



ORACLE®

## CONTENTS

INTRODUCTION .....	3
ORACLE HUMAN RESOURCES ANALYTICS .....	5
ORACLE FINANCIAL ANALYTICS .....	8
ORACLE PROCUREMENT AND SPEND ANALYTICS .....	11
ORACLE SUPPLY CHAIN AND ORDER MANAGEMENT ANALYTICS .....	14
ORACLE PROJECT ANALYTICS .....	17
ORACLE ENTERPRISE ASSET MANAGEMENT ANALYTICS (EAM ANALYTICS) .....	20
ORACLE MANUFACTURING ANALYTICS .....	22
ORACLE STUDENT INFORMATION ANALYTICS .....	24
SUMMARY .....	26

See more. Act faster.

## INTRODUCTION

*Oracle Business Intelligence Applications provide complete, real-time, and enterprise wide insight for all users, enabling fact-based actions and intelligent interaction. Designed for rapid deployment at a low cost of ownership, Oracle Business Intelligence Applications are prebuilt solutions that start with the customer, embrace any existing corporate data source, and are seamlessly integrated with Oracle's transactional solutions to increase effectiveness across the entire customer life cycle.*

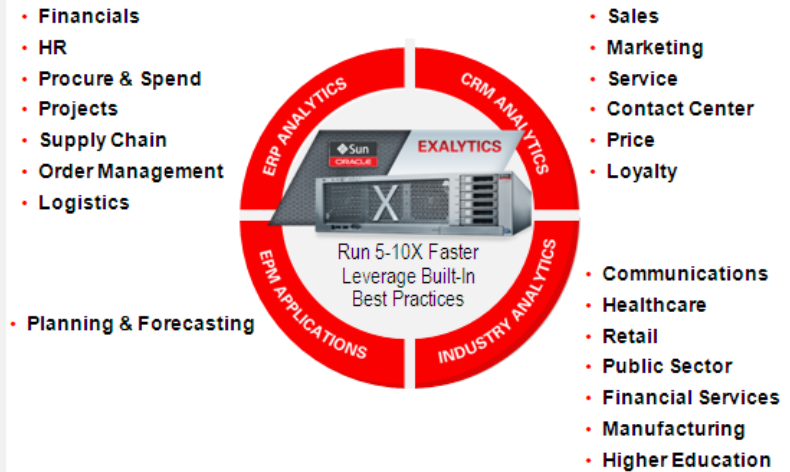


Figure 1. Oracle BI Applications for Intelligent Decision-making

## ORACLE ERP ANALYTICS

Oracle's ERP Analytics, part of Oracle Business Intelligence Applications family, help front line managers improve cash flow, control expenses, manage headcount and employee performance, stream-line spend and supply chain operations, and track the financial performance of major projects.

## BENEFITS

### Faster Implementation, Lower Risk, and Better Business Results

Traditional business intelligence solutions are costly, require many months to implement, and are difficult to modify as business requirements change. In contrast, Oracle Business Intelligence Applications are pre-built solutions designed for faster deployment at a lower cost, lower risk, and with better business results. Oracle Business Intelligence Applications includes pre-built data models, more than 100 metrics, and best practices based on Oracle's experience across hundreds of CRM and ERP automation implementations. In addition, Oracle's robust enterprise analytics platform enables users to easily customize and extend the application without the need for programming. The intuitive, Web-based user interface requires very little training and ensures rapid end user adoption.

### Exalytics Ready

Eighty-plus Oracle Business Intelligence and Oracle Hyperion performance management applications are available today for organizations to use in conjunction with Oracle Exalytics without application changes. A combination of Oracle Exalytics In-Memory Machine and Oracle's market leading analytic applications enables you to go beyond the traditional boundaries of data analysis and extract relevant business insight from massive volumes of data at the speed of thought. This intelligent machine can handle anything from Big Data, lightning-fast data visualization, to delivering analytics for anyone, anywhere, anytime. It is the only in-memory appliance that lets you enhance the value of your business analytics investment with extreme

performance, rapid implementation, reduced administration, and high value outcomes.

### Next-Generation Business Intelligence Platform

Oracle Business Intelligence Applications are built on the Oracle Business Intelligence Enterprise Edition Platform, a next-generation analytics platform that fully leverages existing data warehouse and business intelligence investments. It is built using standards-based technology enabling easy integration with existing IT environments and supports all leading relational and OLAP data sources. Moreover, Oracle Business Intelligence Applications provide support for large numbers of concurrent users with native support for mobile and tablet devices, multi-terabyte data sets, and the largest enterprise implementations.

### Insight Where and When You Need It



To compete effectively in today’s market place, companies need to deliver the right information to the right person at the right time. Oracle Business Intelligence Applications provide timely metrics, reports, and proactive alerts, enabling business users to take action based on facts rather than intuition. Most importantly, Oracle Business Intelligence Applications integrates data from sources across the enterprise— including supply chain, financial, human resources, and customer relationship systems —to provide business users with a complete view of their resources, expenses, and effectiveness. Using Oracle Business Intelligence Applications, companies can achieve higher effectiveness and become more efficient.

Figure 2. Oracle BI Applications are natively available on mobile and tablet devices

### Leverage Your Existing Oracle Investments

Whether your organization plans to deploy Fusion Applications today or sometime down the road, Oracle Business Intelligence Applications provide a consistent business intelligence foundation that will support your existing deployment, and provide a seamless bridge to your Fusion BI implementation in the future. An investment in Oracle Business Intelligence Applications today improves your readiness for Fusion Applications.

*“Oracle is more than just a technology provider to Hologic – we view them as a true partner that is invested in the success of our business. They understand our goals and priorities and have been instrumental in helping us leverage the power of technology to achieve those goals. With our commitment to Oracle Applications, leveraging Oracle Business Intelligence Enterprise Edition and Oracle BI Applications to improve intelligence across our business was a simple choice. It seamlessly integrates with our applications and provides a common foundation under which we can create and distribute the reports and dashboards we need to provide actionable insight to key stakeholders so they can make better, more informed business decisions.”*

*David Rudzinsky, SVP, Information Services and CIO, Hologic, Inc.*





# ORACLE HUMAN RESOURCES ANALYTICS

## DEEPER AND INTEGRATED TALENT INSIGHT

*Oracle Human Resources Analytics, part of Oracle Business Intelligence Applications family, provides organizations detailed analysis on HR programs and workforce performance. With more than 300 metrics and 600 dimensional attributes, Oracle Human Resources Analytics provides the workforce information your human resources (HR) professionals and front-line managers need to analyze workforce staffing and productivity, and to better design compensation that rewards performance.*

### BENEFITS

#### Turn Data into Insight

Today's business challenges demand more than just greater efficiency in the HR department and an HRM system. Rather, they require increased effectiveness gained through a comprehensive understanding of the factors driving workforce performance. Organizations need to understand the complex interaction between staffing levels, competencies, compensation structures, workforce profile, and other factors to help them maximize their return on human capital.

To fully understand how workforce factors affect the business requires timely and integrated insight from HR and operational systems across the enterprise. However, most organizations struggle to obtain timely and relevant information from their enterprise systems. The reasons are twofold. First, there has been an explosion in both the volume and complexity of enterprise data, which is often fragmented across many disparate transactional systems and departments. Secondly, the traditional business intelligence (BI) systems used by many organizations to analyze this data does not deliver the information to executives and front-line managers when and where it has the greatest impact.

Through intelligence dashboards, Oracle Human Resources Analytics provides powerful metrics, alerts, and reports to executives, HR professionals and line managers, enabling them to understand how workforce factors are affecting individual departments and take appropriate actions. Managers and front-line professionals receive critical information on staffing, recruitment, workforce development, workforce cost, and diversity at levels of detail such as by geography, job category, division, and pay grade, etc.

Oracle Human Resources Analytics is tightly integrated with other applications in the Oracle BI Applications product suite, enabling them to deliver robust workforce information. For example, in conjunction with Oracle Contact Center Telephony Analytics, Oracle Human Resources Analytics can help managers better understand how staffing levels, pay-for-performance, and employee performance correlate to employee retention rate.

#### Drive Better Business Results

Oracle Human Resources Analytics integrates data from HR, financial and other enterprise systems and transforms it into integrated, easy-to-use, and actionable insight into how various factors impact workforce and business performance. Oracle Human Resources Analytics enables companies to more effectively manage and improve business performance by:

- Improving overall profitability through more effective workforce cost control. Managers can understand how to optimize staffing levels to ensure satisfactory delivery of service while

maintaining the lowest effective headcount.

- Providing HR, executives and line managers consistent and integrated talent insight to better manage workforce performance and capabilities. HR and business leaders can gain visibility into top or bottom-performing employees and internal mobility to better develop and retain key talents, understand the impact of workforce turnover on performance and costs and proactively identify and remove retention trouble spots.
- Providing the capability to correlate workforce information with operational measures to better understand the causal effect of workforce investment on operational results. For example, service managers can understand the impact of staffing levels and compensation on contact center performance such as average handle time, cost per call, and abandonment rates. They can also correlate this information with service delivery costs and customer satisfaction levels.

## Decision-ready Analytics

### HR Performance

Correlate financial measures with key workforce metrics to demonstrate HR's strategic value in the organization and quantify the return of investment on HR and the workforce.

### Operations

Provide core data foundation for HR reporting and analysis in headcount, attrition, diversity and headcount movement. Provide workforce planning with easy visibility into global staffing, retention, contingent labor usage, and improved workforce performance by focusing on internal mobility and talent development.

### Compensation

Monitor total payroll costs, e.g. payroll costs, overtime spend, and variable compensation. Analyze employee compensation with performance; reward and retain high performers with potential.

### Recruiting

A complete set of metrics measure the efficiency and effectiveness of the entire recruitment lifecycle including new hires' post-hire performance. Better measure quality of hire, optimize candidate sourcing, analyze recruitment pipeline and 'hire-to-retain' process efficiency, and monitor vacancies and reduce time to fill.

### Learning Management

Assess learning offerings and how those programs affect employee performance and tenure, and monitor program enrollment and completion to understand how activity and completion affect quality of workforce.

### Leave & Absence

Monitor planned and unexpected absence events to gain greater insight into lost productivity, and measure absence events over time to highlight trends and exceptions.

### Time and Labor

Time and Labor analytics monitors timecard status and late timecard submission. It analyzes reported productive and non-productive time and estimates reported time cost. This allows managers to gain insight

into hidden cause and costs of overtime, absenteeism and low productivity. It helps reconcile reported time with time posted to payroll and projects. Integrated with Project analytics, Time and Labor analytics can also analyze reported time and labor cost by projects and project resources.

### Payroll

Payroll provides complete information on various earnings, deductions, taxes, and special balances for the employees from pay run results. The payroll balances store granular pay run result balances as well as configurable aggregated summary measures. This allows customers to better analyze aggregated payroll, compensation or benefits costs e.g. total overtime, total net pay, total employer-paid healthcare cost, total employer taxes etc. as well as drill to detailed payroll element balances.

### Workforce Gains and Losses

Analyze the Headcount movement with various metrics like Hire, Transfer, and Termination etc using the Supervisor Hierarchy. The trend analysis of the headcount movement can be done over month, quarter, and year. The changes due to Reorganization of the employees under different supervisors can also be analyzed using the Workforce Gains and Losses.

## Oracle Business Intelligence in Fusion Applications

### Embedded Business Intelligence

With Business Intelligence in Fusion Applications, a full range of analytics is embedded directly into key business processes, so users at all levels of an organization have the information they need to make better, more informed decisions. Oracle Human Resources Analytics extend Oracle Fusion Applications with deeper insight into an organization's past, present and future performance trends. It delivers complete, consistent analytic information, to support the full range of decision making needs from tactical to strategic.

### HR Analytics for Fusion

Human Resources Analytics is tightly integrated with Oracle's next-generation Fusion applications. In addition to HR Performance, Operations, Compensation, Leave & Absence, HR Analytics also delivers new analytical reporting for Payroll, Leave Accrual and Headcount Gain/Loss. Human Resources Analytics leverage Fusion Middleware and inherits user and data security defined in Fusion Human Capital Management system.

*Figure 3. Oracle Human Resources Analytics Dashboards provide the workforce information needed to analyze workforce staffing and productivity, and to better design compensation that rewards performance.*



## ORACLE FINANCIAL ANALYTICS

GET ACCURATE, TIMELY, TRANSPARENT  
REPORTING AND BETTER COMPLIANCE

*Oracle Financial Analytics, part of Oracle Business Intelligence Applications family, provides organizations with better visibility into the factors that drive revenues, costs, and shareholder value. It enables better insight into the general ledger, allows other functional units to understand product or customer profitability, provides visibility into performance against budget, and highlights how staffing costs and employee or supplier performance correlate with increased revenue and customer satisfaction. It integrates with Oracle E-Business Suite, PeopleSoft, JD Edwards, Siebel, Fusion Applications, SAP, and other systems to enable organizations to implement more quickly, with less risk, and at a fraction of the cost required to build traditional business intelligence (BI) solutions. This integration delivers robust financial information across the entire company value chain to enhance customer, supplier, and workforce analysis.*

### BENEFITS

#### Gain Integrated and Actionable Financial Insight

Companies are facing increasing pressure to grow revenues and increase profitability. In addition, legislation such as Sarbanes-Oxley has placed increased demands on publicly traded companies to demonstrate compliance. Today's business challenges demand timely financial information that enables executives, managers, and front-line employees to make better decisions, take action, and correct problems before they affect the company's financial performance. Achieving better business performance requires more than just improving process efficiency or better financial reporting. Rather, it requires improving effectiveness by leveraging advanced analytics that integrate data from across the organization and providing insight to the people who can impact business performance. To fully understand the factors driving the business requires timely financial information combined with data from across the company value chain - human resources, supply chain, customer relationship management (CRM) and financial management systems— and turning it into integrated and actionable insight.

Oracle Financial Analytics provides organizations with better visibility into the factors that drive revenues, costs, and shareholder value. Through intelligence dashboards, Oracle Financial Analytics provides hundreds of powerful financial metrics, alerts, reports, and dashboards to financial professionals and line of business managers, enabling them to gain insight and take appropriate actions. Moreover, Oracle Financial Analytics helps reduce the time it takes to generate reports for regulatory compliance (for example, Sarbanes-Oxley) or periodic financial statements. Oracle Financial Analytics provides more detailed reporting at a greater frequency and to a broader range of users. Managers and front-line professionals also receive timely information on costs and revenue at levels of detail such as by product, geography, region, and customer that allows them to fine-tune strategy and improve performance. Traditional solutions require managers to wait days or even weeks for specific reports. In many cases, they have to wait until the books close to determine how their business performed.

#### Monitor the Financial Health of Your Business

Finance professionals and managers across the organization can monitor performance, analyze specific metrics, and compare them to budgets or performance benchmarks. They can quickly spot deviations and take action to correct them before they become problems. Oracle Financial Analytics enables financial analysts to perform intra-period balance sheet and income statement analyses to determine on a



near-real-time basis how the business is performing. They can also more effectively manage cash flow by understanding how billing and collections functions are performing as well as payments and changes in inventory.

### Drive Better Business Results

Oracle Financial Analytics enables companies to more effectively manage their customers and improve business performance by:

- Improving financial performance and more effective expense control through timely monitoring of expense detail, delivered to departmental managers in time to take corrective action and ensure budget compliance
- Optimizing cash flow through detailed accounts receivable, accounts payable, and inventory analysis
- Analyzing detailed, transaction-level data to understand the factors driving revenue, cost, and profitability across business units, geographic locations, sales territories, customers, products, and distribution channels in time to take action
- Reducing time spent compiling, reconciling, and consolidating data from fragmented financial systems, enabling employees to spend more time analyzing, making proactive decisions, and taking action
- Improving cash collections by identifying slow-paying customers or billing issues and reducing days sales outstanding
- Better insight into composition of fixed assets that can lead to better operational risk management and savings opportunities in long-term asset management

### Decision-ready Analytics

#### General Ledger and Profitability Analytics

Incorporates detail-level general ledger transactions and cash flow analysis across locations, customers, products, sales territories, distribution channels, and business units. Sample metrics and reports include cash-flow analysis, current, quick and working capital ratios, and balance sheet analysis. Also, identifies the customers and transactions that are providing maximum profits by product, location, department, and geographic detail. Sample metrics and reports include, operating profit margin, return-on-asset, and return-on-equity performance.

#### Payables Analytics

Provides visibility into expense line detail so managers can maximize cash flow and control expenses. Sample metrics and reports include, supplier payment history, outstanding payable balances, and accounts payable turnover analysis.

#### Receivables Analytics

Monitors collections processes to show what customers buy and how they pay, enabling managers to identify overdue balances and other receivables bottlenecks. Sample metrics and reports include customer payment history, collection performance, bad debt-to-revenue ratio, and accounts receivable turnover.

#### Fixed Assets Analytics

In addition to GL, Payables, and Receivables, Financial Analytics introduces the Fixed Assets Analytics, to

provide controllers, asset managers, and cost center managers with a complete picture of the asset's life cycle from acquisition through to retirement both transactions and periodic valuations. Sample metrics and reports include Net Book Value, Gross Fixed Asset Cost Ratio, Accumulated Depreciation Amount, and Gain or Loss on Retirements Trend analysis.

### U.S. Federal Financial Analytics

U.S. Federal Financial Analytics provides operational and financial business intelligence to federal government agencies to improve transparency, accountability, and measure results. Using U.S. Federal Financial Analytics U.S. federal government agencies can track and manage non credit card invoices paid on time and interest penalties payments. Minimize delinquent debt amounts to improve management accountability, and reduce Treasury borrowing.

### Budgetary Control Analytics

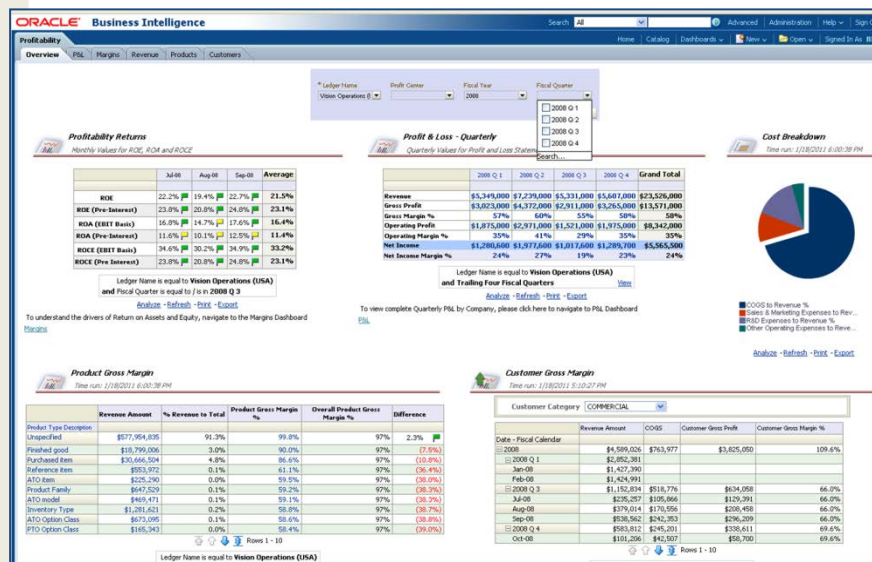
Budgetary Control is an essential element of sound financial management practice. It is the practice of constraining expenditures to available budget to prevent over-spending. Using Budgetary Control Analytics budget and department managers can manage and monitor budget and spending effectively and identify top areas of spending and be able to detect exceptions in timely manner.

## Oracle Business Intelligence in Fusion Applications

### Embedded Business Intelligence

With Business Intelligence in Fusion Applications, a full range of analytics is embedded directly into key business processes, so users at all levels of an organization have the information they need to make better, more informed decisions. Oracle Financial Analytics extends Oracle Fusion Applications with deeper insight into an organization's past, present and future performance trends. It delivers complete, consistent analytic information, to support the full range of decision making needs from tactical to strategic.

Figure 4. Financial Analytics Profitability Dashboard provides management a picture of key profitability indicators



## ORACLE PROCUREMENT AND SPEND ANALYTICS

GAIN VISIBILITY INTO THE COMPLETE PROCURE-TO-PAY PROCESS

*Oracle Procurement & Spend Analytics, part of the Oracle Business Intelligence Applications family, help organizations to optimize their supply side performance by integrating data from across the enterprise value chain, thereby enabling executives, managers, and frontline employees to make more informed and actionable decisions. Organizations using Oracle Procurement & Spend Analytics benefit from increased visibility into corporate spend as well as the complete procure-to-pay process, with comprehensive analyses of procurement performance, supplier performance, supplier payable trends and employee expenses. Through complete end-to-end insight into the spend patterns and visibility across the procurement processes, organizations can significantly reduce costs, enhance profitability, increase customer satisfaction, and gain competitive advantage.*

### BENEFITS

#### Better Supply Side Effectiveness

Oracle Procurement & Spend Analytics provides comprehensive visibility into every aspect of the company's procurement, including raw materials procurement, supplier performance, and spend. Oracle Procurement & Spend Analytics are tightly integrated with the other solutions in the Oracle BI Applications product line. They combine data from procurement, inventory, and fulfillment systems with data from across the organization, including financial systems and customer relationship management (CRM) to deliver robust information to enhance customer satisfaction, increase operational effectiveness, and improve financial performance.

Oracle Procurement & Spend Analytics enables Procurement users to gain visibility into procurement and sourcing costs to better understand how these impact profitability and customer satisfaction. Oracle Procurement & Spend Analytics provides hundreds of powerful metrics, alerts, and reports, delivered through intelligence dashboards, or mobile devices, that provide near real-time insight into the entire procurement operation, enabling users across all roles to make better decisions and take appropriate actions. Procurement professionals can monitor specific metrics and reports, enabling them to compare the performance of a particular supplier to that of others or performance benchmarks, aggregate disparate orders to a few strategic suppliers, and reign in rogue spending across multiple systems. Oracle Procurement & Spend Analytics enables organizations to compare purchase orders to inventory levels on a near real-time basis.

#### Improved Business Performance

Organizations depend on timely information to optimize performance. However, most organizations lack this kind of insight because the data they need is housed in disparate systems, including back-office, legacy, and self service systems such as Oracle iProcurement and Ariba systems. Oracle Procurement & Spend Analytics provides source-specific business adapters that dramatically reduce the time and effort required to extract and transform data from disparate enterprise systems, including most legacy and leading commercial systems such as Oracle and SAP. The solution enables companies to more effectively manage their customers and improve business performance by:

- Providing timely direct and indirect spending data to all departments; reducing the time spent compiling, reconciling, and consolidating data from fragmented systems; and spending more time analyzing, making proactive decisions, and taking action

- Analyzing detailed, transaction-level data to understand the factors driving supplier performance, procurement costs, and identifying cost savings across business units, geographic locations, products, and procurement organizations
- Optimizing cash flow through detailed accounts payable and procurement analysis and improving performance by identifying the worst-performing suppliers in terms of schedule adherence or pricing inconsistencies

## Decision-ready Analytics

### Spend Analyzer

Creates visibility to spending patterns for both direct and indirect spend, enabling users to identify and realize the savings opportunities, with the ability to do the spend analysis by commodities, suppliers, supplier locations, buying locations, business units, cost centers, buyers and contract usage.

### Supplier Performance Analytics

Enables organizations to have a complete picture of the performance of their suppliers, including complete supplier scorecards, supplier price performance, delivery performance, product receipt quality, on-time payment ratings, payment activity and volume and payments due / overdue analysis.

### Procurement Performance Analytics

Provides visibility necessary to monitor and optimize Procurement effectiveness on a continual basis to identify bottlenecks and take proactive and corrective actions to minimize impact. Example analyses include tracking unprocessed and unfulfilled requisitions or monitoring PO input ratios.

### Sourcing Analytics

Provides ability to analyze Negotiations, Supplier responses and the subsequent Award decisions to identify trends and check if there is a margin for any savings opportunity. Use the out of the box measures to get a understanding of the demand side power with the organization and the supply side power of the Suppliers and its impact on the Negotiations.

### Employee Expense Analytics

Delivers understanding of how the money related to travel and expenses is being spent through creation of a complete picture of Employee Expenses, including approval cycle times, expenses by expense type, and expense report status.

## Oracle Business Intelligence in Fusion Applications

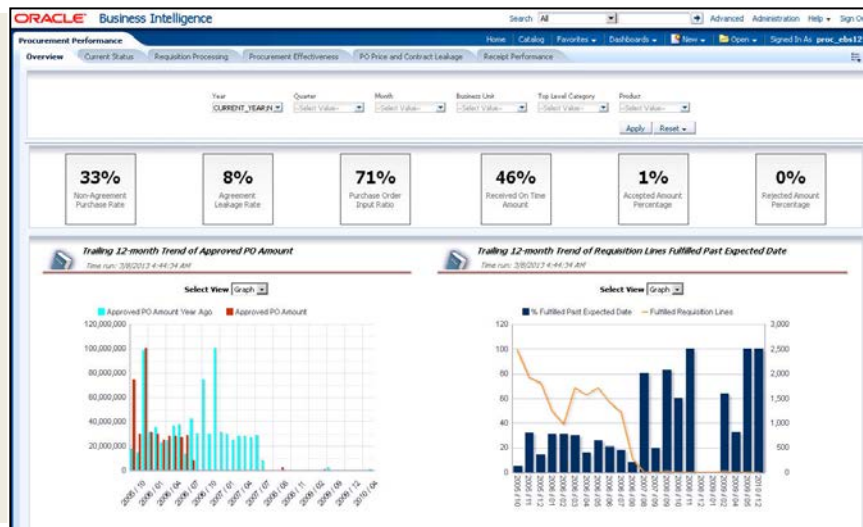
### Embedded Business Intelligence

With Business Intelligence in Fusion Applications, a full range of analytics is embedded directly into key business processes, so users at all levels of an organization have the information they need to make better, more informed decisions. Oracle Procurement and Spend Analytics extends Oracle Fusion Applications with deeper insight into an organization's past, present and future performance trends. It delivers complete, consistent analytic information, to support the full range of decision making needs from tactical to strategic.

### Procurement and Spend Analytics for Fusion

In addition to the existing modules – Spend Analyzer, Supplier Performance, Procurement Performance, and Employee Expenses; Procurement and Spend Analytics for Fusion also includes an additional module for Sourcing which will provide Category Managers, Buyers and Procurement Managers additional insight and analytics within the sourcing process –the effectiveness of negotiations and the potential savings accruing from them.

*Figure 5. The Employee Expense dashboard provides a complete picture of Employee Expenses, including approval cycle times, expenses by expense type, and expense report status*





## ORACLE SUPPLY CHAIN AND ORDER MANAGEMENT ANALYTICS

FACT-BASED, ACTIONABLE INSIGHTS FOR IMPROVING YOUR SUPPLY CHAIN

*Oracle Supply Chain and Order Management Analytics, part of Oracle Business Intelligence Applications family, delivers deep customer insight into orders and inventory data that empowers organizations to make better decisions in each of the stages across the entire supply chain management lifecycle. By leveraging actionable and fact-based insights, companies can enhance their current Supply Chain and Order Management processes to improve financial performance and customer satisfaction. Oracle Supply Chain and Order Management Analytics enables organizations to assess inventory levels, likely product fulfillment needs, quickly identify potential order backlog issues and stay on top of critical A/R and DSO issues. The insights gained from this analysis deliver actionable steps to address short-term issues and provide strategic input into how to transform the Supply Chain and Order Management process.*

### Integrated and Actionable Supply Chain and Order Management Insight

Companies are facing increasing pressure to grow revenues and increase profitability with added cost concerns to be handled. To be able to achieve those objectives enterprises depend on information that is complete, current and adequate for answering critical business questions. Oracle Supply Chain and Order Management Analytics provides organizations with comprehensive visibility into the key factors within the order to cash process and company's supply chain, including inventory management and finished goods. The solution is also suitably integrated with other applications in the Oracle BI Applications family to deliver robust Supply Chain and Order Management information across the company value chain. For example, Oracle Supply Chain and Order Management Analytics enables better understanding of problem areas in fulfilling certain products, unrealistic inventory levels, specific regions being not receptive to a new product, or a set of customers submitting cancellations in a regular fashion.

Oracle Supply Chain and Order Management Analytics provides hundreds of powerful best practice metrics, alerts, reports, and dashboards to Supply Chain and Order Management professionals and line of business managers, enabling them to gain insight and take appropriate actions. Moreover, Oracle Supply Chain and Order Management Analytics helps reduce the time it takes to generate reports for empowering any level of employee in the organization. Oracle Supply Chain and Order Management Analytics provide more detailed reporting at a greater frequency and to a broader range of users. Managers and front-line professionals also receive timely information at levels of detail such as by product, geography, region, and customer that allows them to fine-tune strategy and improve performance. Traditional solutions require managers to wait days or even weeks for specific reports. Supply Chain and Order Management professionals and managers across the organization can monitor performance, analyze specific metrics, and compare them to targets or performance benchmarks. They can quickly spot deviations and take action to correct them before they become problems. Oracle Supply Chain and Order Management Analytics enable analysts to perform drill down analyses on a near-real-time basis to determine how the business is performing. They can also more effectively manage orders that are pending fulfillment, inventory, invoicing, and influencing the concerned department to expedite the appropriate stage in the order to cash cycle.

### Business Performance Benefits

Oracle Supply Chain and Order Management Analytics provides source-specific business adapters that dramatically reduce the time and effort required to extract and transform data from disparate enterprise

systems, including most legacy and leading commercial systems such as Oracle and SAP into integrated, easy-to-use, and actionable insight. The solution enables companies to more effectively manage their customers and improve business performance by:

- Providing timely order, margin, cancellations, discounts and returns related data to operations departments; reducing the time spent compiling, reconciling, and consolidating data from fragmented systems; and spending more time analyzing, making proactive decisions, and taking action
- Improving inventory management for products that consistently get into backlog due to lack of appropriate stock level
- Enabling companies to more effectively manage their order booking, billing and backlog
- Improving cash collections by identifying slow-paying customers or billing issues and reducing days sales outstanding (DSO)
- Analyzing discounts, order cancellation and returns, inventory levels

### Decision-ready Analytics

Oracle Supply Chain and Order Management Analytics provide complete insight into order transactions, inventory and fulfillment analysis across channel type, customer category, product divisions, sales organization, shipping location, inventory locations and business units. They enable informed and intelligent decisions by providing visibility into Orders not Fulfilled, Products with Highest Fulfillment Lag, Shipping Performance Trend, Backlog Trends, Blocked, Unscheduled and Delinquent Orders, Sales and AR Performance, Order to Booking Close Rate. They help improve customer satisfaction and profitability with additional insights on Order Margin, Returns, Cancellations and % Order Discount.

Oracle Supply Chain and Order Management Analytics additionally incorporates analysis of inventory held by an organization; bill of materials; and inventory movements in, out, and through manufacturing plants, distribution centers, or storage locations. This enables companies to monitor inventory levels trend to Sales performance to improve cost exposure, increase turnover through inventory level reduction and increased velocity, properly deploy inventory at the right place / right time and better understand Customer and Supplier Returns to maintain quality.

### Oracle Business Intelligence in Fusion Applications

#### Embedded Business Intelligence

With Business Intelligence in Fusion Applications, a full range of analytics is embedded directly into key business processes, so users at all levels of an organization have the information they need to make better, more informed decisions. Oracle Supply Chain Analytics extends Oracle Fusion Applications with deeper insight into an organization's past, present and future performance trends. It delivers complete, consistent analytic information, to support the full range of decision making needs from tactical to strategic.

#### Supply Chain Analytics for Fusion

Supply Chain Analytics introduces analytics support for Fusion Supply Chain Management, a component of the Oracle Fusion Applications suite.

The Supply Chain Analytics content for Oracle Fusion Supply Chain Management includes:

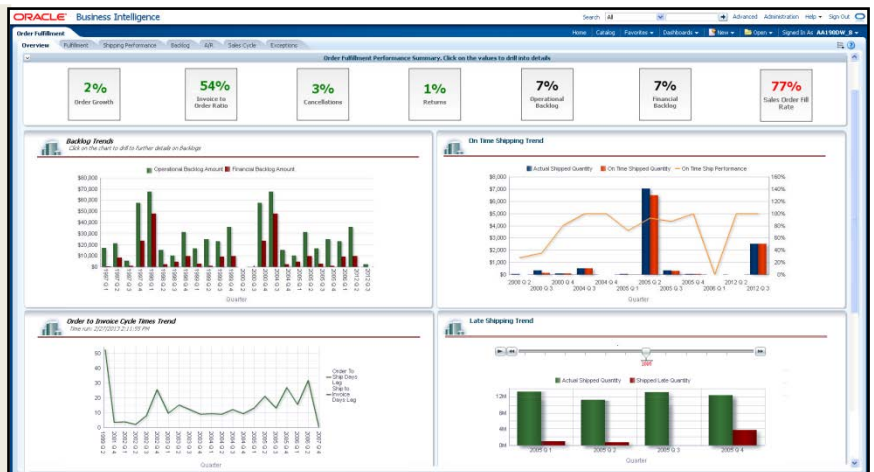
- Distributed Order Orchestration analytics support for On-time Shipments, Order Age, Order Frequency, Order Holds and Orchestration process times, embedded in the Fusion Order

Orchestration work bench.

- Fusion Costing analytics support for Gross Margin Analysis, Item Cost Trend and Item Value trend, embedded in the Fusion Cost Accountant’s dashboard
- Fusion Logistics analytics to support Inventory Valuation and Cycle Count analysis, embedded in the Fusion Warehouse Managers activity dashboard
- Product Information Management analytics to support Product Governance and Product Maintenance, with an embedded dashboard in the Fusion PIM workbench

This content is only available for Oracle Fusion Supply Chain Management.

*Figure 6. Oracle Supply Chain and Order Management Analytics provides deep insight into order and inventory data to improve financial performance and customer satisfaction.*



## ORACLE PROJECT ANALYTICS

MAINTAIN VISIBILITY INTO PROJECT PERFORMANCE  
THROUGHOUT THE PROJECT LIFECYCLE

*Oracle Project Analytics, part of Oracle Business Intelligence Applications family, is a comprehensive analytics solution that delivers insight into project-based data so all team members can seamlessly track the lifecycle of a project with complete, timely information. Oracle Project Analytics provides robust analysis of important project-based data that includes forecast, budgets, cost, revenue, billing, commitments and profitability. Information is personalized, relevant, and actionable to improve project performance and profitability.*

### BENEFITS

#### Turn Data into Insight

In today's fast-paced and complex business environment, organizations need actionable and relevant insight to drive decisions. Oracle Project Analytics provides powerful project-based metrics, alerts, guided navigations, dashboards, and reports to project executives, project managers, and project accountants. Oracle Project Analytics delivers visibility into project performance over the entire lifecycle of a project as well as across projects. As a result all employees, given their level of security, can see the same personalized, consistent version of the truth and take timely, corrective actions to achieve project objectives.

#### Answer Key Project Performance Questions

Oracle Project Analytics provides information to answer questions across both the project lifecycle and the full project portfolio, such as the following:

- Which are my most profitable projects?
- Who are my most profitable customers?
- What is the estimated cost at completion of all projects in my organization?
- What is the health of projects that I'm managing?
- What projects are "At-Risk"? And which customers are affected?
- Which cost categories am I over-running the budget?
- How are my resources performing on my project?
- What is my cost variance?
- What tasks or resources are driving the cost variances?
- How much of the funded project amount has been billed?

Oracle Project Analytics supports analysis for top-level, summary data across all projects in the organization and also provides the ability to drill down to detailed transaction data. Information is organized the way a project-based organization thinks about its business. Project data can be summarized by organization, project hierarchy, project manager, customer, and supplier

## Access to Relevant Information with Role-Based Dashboards

Oracle Project Analytics provides out-of-the-box, role-based dashboards that enable project managers, executives, and accountants to monitor projects and control the risks that lead to budget and schedule overruns.

### Executive Dashboard

This dashboard provides aggregated project performance data at the organizational level, allowing users to see the cumulative impact their projects in the cost, revenue and profitability of their organizations, while allowing them to drill down into more detail. Executives, regional managers, project accountants and analysts are roles that would benefit from this dashboard. The dashboard and its reports empower executives with the visibility that they need to monitor the performance of their organizations and the health of their projects, to improve profitability and operate more efficiently.

### Project Management Dashboard

This role based dashboard is designed for Project Managers. It provides insight into all the key aspects of project performance, from high levels reports showing accumulated and trending data for a single or a group of projects, to detail reports showing cost, revenue and budget transactions. With this thorough reporting solution, project managers can better control the risk of cost overruns and maximize project performance and profitability.

## Integration with Other Oracle BI Applications

Oracle Project Applications is tightly integrated with Procurement Analytics and Financial Analytics. The integration with procurement analytics enhances the visibility into project commitment by supplier, providing additional details on outstanding purchase orders, purchase requisitions and unpaid invoices and details of historical purchase order transactions for projects and programs.

The integration with Financial Analytics provides visibility into supplier and customer invoices per project, and receivables aging per project. It assists in monitoring the collections processes to show how quickly customers pay and enables managers to identify overdue balances and bottlenecks for receivables.

## Unified Source of Information

Oracle Project Analytics enables organizations to have a single, integrated view of project status, resources, budgets, cost, and billing data. This is essential to transforming the business and aligning processes, people, and technology with the strategic direction of the organization. In many project-based organizations, information is typically fragmented across many systems and departments. It is also common to find ineffective integration between the budgeting, scheduling, and project accounting applications and processes. The results are lost time, costly data integration processes, poor decision-making, and mismanagement of resources all of which affect the bottom line.

## Flexibility and Ease-of-Use

Oracle Project Analytics provides robust out-of-the-box metrics and reports built around best-practice discovery paths for identifying and resolving project management issues. End users can easily expand the prebuilt content using the powerful and intuitive underlying Oracle business intelligence (BI) technology to



create new metrics, dashboards, and reports. Multiple prebuilt subject areas are available and offer ad hoc access to metrics and dimensions for an almost unlimited number of analytical possibilities.

### Resource Management

Resource Management provides project stakeholders with information on project requirements, resource utilization and the supply and demand of jobs and competencies. Executives can monitor utilization trends, identify underperforming organizations and anticipate resource shortages. Drill down paths lead from the organization to the resource and assignment level to uncover opportunities to increase utilization rates. Project managers get visibility into differences between actual and scheduled time by period, resource and role as well as on the details and impact of unfulfilled requirements.

### Reconciliation Project Sub Ledger to General Ledger

The reconciliation process is designed to aid project stakeholders to reconcile the Project sub ledger with the company's General Ledger. It highlights transactions and journal lines found to explain differences between the sub ledger and the general ledger. Six common situations are examined like, for example, transactions not transferred to the General Ledger or Journal Lines with amounts not matching the total of the summarized transactions.

### Oracle Business Intelligence in Fusion Applications

#### Embedded Business Intelligence

With Business Intelligence in Fusion Applications, a full range of analytics is linked and embedded directly into key business processes, so users at all levels of an organization have the information they need to make better, more informed decisions. Oracle Project Analytics extends Oracle Fusion Applications with deeper insight into an organization's past, present and future performance trends. It delivers complete, consistent analytic information, to support the full range of decision making needs from tactical to strategic.

The Fusion Project Portfolio Management application includes a link to the Project Analytics Executive dashboard plus a set of reports directly embedded into the application's Project Performance Dashboard.

#### Cross Charges Analytics for Fusion

In addition to the subject areas already delivered, Project Analytics introduces the Cross Charges for Fusion module to provide project stakeholders with a complete picture of the cost, revenue and profitability of organizations and projects. Sample reports include Cross Charge Profitability Overview by Organization, Resource Cross Charge Revenue Details and Organization and Project Cross Charge Revenue Details.

#### Leverage your existing Oracle investments

Whether your organization plans to deploy Fusion Applications today or sometime down the road, Oracle Project Analytics provides a consistent business intelligence foundation that will support your existing deployment, and provide a seamless bridge to your Fusion BI implementation in the future. An investment in Oracle Project Analytics today improves your readiness for Fusion Applications

## ORACLE ENTERPRISE ASSET MANAGEMENT ANALYTICS (EAM ANALYTICS)

ACHIEVE OPTIMAL ASSET PORTFOLIO MANAGEMENT

*Oracle Enterprise Asset Management Analytics, part of the Oracle Business Intelligence Applications product family, offers complete and enhanced visibility to enterprise-wide maintenance information. Pre-built reports covering Maintenance History, Maintenance Cost Analysis and Maintenance Work Orders, provide Maintenance Managers information to maximize performance, identify potential issues much in advance, and address them before they escalate into serious problems.*

### BENEFITS

#### Turn Data into Insight

Oracle EAM Analytics is designed to help leverage the power of timely, actionable information to improve the quality of decisions and ultimately optimize asset utilization. Using Oracle EAM Analytics, organizations can effectively manage plant, machinery, and equipment by finding answers to critical questions, such as the following:

- What does it cost to maintain & operate my assets?
- What is the expected life of our assets?
- How can we get timely asset information and respond more quickly to change?
- Which asset strategies work to our advantage to drive uptime?

Oracle EAM Analytics empowers maintenance managers with the insight they need to support strategic decisions throughout EAM lifecycle such as asset acquisition/building phase, maintenance phase, and retirement/disposal phase.

#### Decision-ready Analytics

Armed with Oracle EAM, maintenance professionals and managers across the organization can monitor asset performance, and compare them to targets or performance benchmarks. They can quickly spot deviations and take action to correct them before they become problems. Out of the box functionality for Oracle EAM Analytics includes the following;

##### Maintenance Cost Analytics

It provides information about the maintenance costs incurred across various asset groups.

##### Work Order Analytics

It provides insight into maintenance work orders backlog, past due backlog, and on-time completion of the work orders.

### Inventory and Costing Analytics

It enables maintenance organizations to analyze on-hand inventory levels and optimize organizational spend on maintaining inventory of spare items.

### Quality Analytics

It provides information related to asset failures and time and cost incurred in attending to those failures. Industry standard metrics like Mean Time To Repair (MTTR) and Mean Time Between Failure (MTBF) helps maintenance organization with assessing asset failures and the bottom-line impact of those failures.

### Resource Analytics

It provides information about the maintenance resources used, as well as resource utilization and efficiency details.

### Asset Genealogy Analytics

It provides complete information about all the assets since their inception such as asset cost, total maintenance cost incurred, number of years in service, etc.

## Optimize Asset Portfolios

Oracle EAM Analytics enables maintenance organizations to effectively manage their asset portfolio and improve business performance by:

- Providing timely breakdown of cost, prevention cost analysis, and related asset data to operations departments
- Reducing the time spent compiling, reconciling, and consolidating data from fragmented systems; and spending more time analyzing, making proactive decisions, and taking action
- Providing information for improving asset turns by asset group
- Enabling organizations to more effectively manage their asset genealogy
- Providing detailed reports about failure analysis and information about lower performing assets that require improvements in utilization

## ORACLE MANUFACTURING ANALYTICS

REDUCE PRODUCTION COSTS, AND RESPOND FASTER TO CUSTOMER DEMAND

*Oracle Manufacturing Analytics, part of the Oracle Business Intelligence Applications product family, delivers deep insight into manufacturing, inventory, costing and quality data, which coupled with tight integration to other Oracle Business Intelligence Applications analytics offerings, helps organizations make informed decisions to optimize supply chain execution. By leveraging actionable and fact-based insights, companies can monitor and control their production performance, reduce production costs, reduce inventory levels, improve product quality, and improve customer service levels.*

### BENEFITS

#### Integrated and Actionable Manufacturing Insight

Oracle Manufacturing Analytics, part of the Oracle BI Applications family, helps manufacturing organizations optimize their supply networks by integrating data from across the enterprise value chain. Through complete end-to-end insight into the manufacturing operations and visibility across the plants and business units, organizations can significantly reduce costs; enhance profitability, increase customer satisfaction, and gain competitive advantage by identifying and eliminating low value-added processes without compromising quality.

The solution is also suitably integrated with other applications in the Oracle Business Intelligence Applications family to deliver robust supply chain information across the value chain. For example, Oracle Supply Chain and Order Management Analytics enable better understanding of problem areas in fulfilling certain products and helps identify unrealistic levels of sales order fulfillment backlog. When coupled with Manufacturing Analytics, this provides the exhaustive capabilities of analyzing supply and demand in tandem to identify potential supply shortages

Through prebuilt intelligence dashboards, Manufacturing Analytics provides hundreds of powerful, best-practice metrics, alerts, and reports to Manufacturing executives, operations managers and production cost accountants. With this timely, complete information, they can monitor performance, analyze specific metrics, and quickly spot deviations from targets and take corrective action. Oracle Manufacturing Analytics provides complete insight into the following performance areas:



### Planning

Provides visibility into future planned production, projected fulfillment issues and helps track production attainment against plan

### Production Performance

Helps track work order/batch related performance for all the different manufacturing modes

### Quality

Provides insight into quality test plans, test specifications and test results

### Production Costing

Helps monitor and control manufacturing costs and cost variances by cost elements. Helps track work order exceptions with the largest variances

### Inventory

Provides analysis of inventory balances and inventory turns, transactions, bill of materials, inventory aging and obsolescence

## Improve Overall Manufacturing Performance

Oracle Manufacturing Analytics provides an out of the box adapter for Oracle E-Business Suite and third party integration to other source systems with universal adapters. This will dramatically reduce the time and effort required to extract and transform data from disparate enterprise systems. Oracle Manufacturing Analytics presents disparate data in a consolidated view to provide easy-to-use actionable insight. The solution enables companies to more effectively monitor their supply chain execution and improve performance by:

- Delivering Executive focused summary level analysis for key manufacturing, costing, inventory, and quality metrics with in-context drill down to lower level details
- Improving inventory management for products that consistently gets into backlog due to lack of appropriate stock level and production frequency
- Providing ability to drill down from GL variance account details in Financial Analytics to identify work orders in Manufacturing Analytics that are causing large variances



## ORACLE STUDENT INFORMATION ANALYTICS

### ELEVATE AND SUSTAIN INSTITUTIONAL EFFECTIVENESS

*Oracle Student Information Analytics, part of Oracle Business Intelligence Application family, provides academic institutions with best-in-class reporting and analytic capabilities. It enables them to make better decisions, maximize student recruiting efforts, shorten time-to-graduation, improve retention rates, identify successful and unsuccessful courses and programs, and analyze faculty workloads.*

### BENEFITS

#### A Powerful Foundation for Better Decision-Making

Student Information Analytics provides a powerful foundation for making better, more strategic decisions about recruiting efforts, course offerings, and the student population.

Student Information Analytics is comprised of the following three content areas which, when deployed together, constitute a comprehensive, integrated analytic platform. These areas can be deployed individually to accommodate an institution's specific business or budgetary requirements.

#### Recruitment and Admissions

Provides information about student recruiting and admissions lifecycle and the entire process from prospect to commitment - including the following key areas:

- **Student Recruiting:** Enables institutions to track key metrics pertaining to prospects, applicants, and analyze performance of recruiters by region.
- **Student Admissions:** Contains key measures pertaining to the number of student applications, applicants, application statuses, application evaluations, and student responses which enable institutions to analyze the effectiveness of their recruitment and admissions processes.
- **External Test Scores:** Contains data on the external test scores of prospective students so faculty and staff can perform trend analyses of test scores.
- **External Academic Summary:** Contains data pertaining to external academic information about prospects, new applicants, and transfers.
- **Admissions Funnel:** Enables funnel report analysis by applicant type, academic level, academic load, last school attended. Analyses can also be performed by term, institution, career, program, campus, and more.

#### Student Records

Helps track and analyze student admission, course catalog, class scheduling, faculty workload, and more via the following key performance metrics:

- **Academic Plan Summary:** Contains key measures such as degree GPA, student rank, and graduation rate.

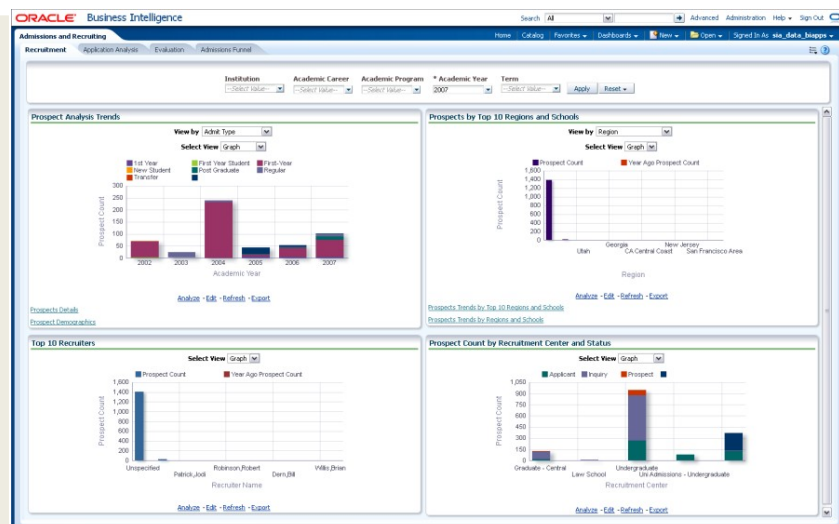
- Academic Program Detail: Contains detailed information on individual program actions for every student for a given academic program.
- Academic Class: Contains information pertaining to class, courses offered, course component etc. It covers KPIs for class enrollment rate, class instructor, class meeting pattern and enrollment requests.
- Degrees and Honors: Allows administrators to analyze key metrics pertaining to degrees and honors conferred by student, term, institution, academic plan, academic sub plan, etc.
- Term Enrollment: Provides detailed information on an individual student's enrollment for a given term enabling analysis of key metrics such as grade point averages, current GPA, and number of units taken.
- Institution Summary: Delivers information about student headcount, graduation count and retention count for every academic program, admit term, admit type, student gender, ethnicity, and student cohort.

## Student Financials

Enables institutions to review and manage Student Financial transactions, monitor outstanding balances, and keep their finances on track via the following key performance metrics:

- Payment Details: Enables users to analyze payments by business unit, payment method, item type, term, academic year, etc.
- Payment and Charges Cross Reference: Enables users to analyze payments applied to charges by business unit, item type, account type, term, academic year, etc.
- Transaction Details: Enables users to analyze financial transaction by business unit, transaction type, account type, term, academic year, etc.
- Credit History: Enables users to analyze credit history trends for a given business unit, account type, student, external org, etc.

*Figure 7. Oracle Student Information Analytics provides academic institutions with best-in-class reporting and analytic capabilities*



## SUMMARY

### ORACLE HUMAN RESOURCES ANALYTICS

#### KEY FEATURES & BENEFITS

##### FOR BUSINESS USERS

- Oracle Human Resources Analytics intelligence dashboards provide strategic workforce performance information.
- Determine key factors that drive employee productivity. Leverage that insight to increase overall organizational performance.
- Ensure proper deployment of workforce by matching geographic, job, and diversity profile with business requirements. Measure the impact of these factors on business performance.
- Increase retention levels and reduce turnover and hiring costs
- Ensure fair, equitable and competitive compensation levels

##### FOR INFORMATION TECHNOLOGY

- Accelerate deployment of a human resources, financial, or combined data warehouse.
- Integrate data from multiple sources to provide business users with a complete view of the workforce and business operations.
- Adapt to changing external and internal needs by leveraging, not replacing, existing investments.
- Provides comprehensive user self service capabilities to reduce the burden on IT resources.

### ORACLE PROJECT ANALYTICS

#### KEY FEATURES & BENEFITS

##### FOR BUSINESS USERS

- Provides role-based project insight across the lifecycle of a project and across the organization
- Delivers a single source of truth by leveraging Oracle's common enterprise information model for business intelligence that can be fed from multiple source systems
- Uses hundreds of standards based, out-of-the-box metrics, dashboards, and reports
- Offers management-by exception alerting to guide and inform emerging issues or growing variances

##### FOR INFORMATION TECHNOLOGY

- Reduces demands on IT resources by including prebuilt ETL adapters, a prebuilt data model, prebuilt metadata, as well as prebuilt dashboards and reports
- Integrates data from multiple sources to provide business users with a complete view of project lifecycle and business operations
- Adapts to changing external and internal needs by leveraging, not replacing, existing investments
- Lowers TCO by extending or customizing out-of-the-box content with Oracle business intelligence (BI) technology

### ORACLE PROCUREMENT AND SPEND ANALYTICS

#### KEY FEATURES & BENEFITS

##### FOR BUSINESS USERS

- Streamline procurement and control material and component costs
- Quantify supplier performance to develop more profitable relationships
- Manage suppliers more effectively, decrease the risk of material shortages, and ensure timely payments to the best-performing suppliers
- Achieve greater visibility into where and how both direct and indirect spending occurs across the organization
- Gain greater efficiencies through the ability to continually monitor and improve procurement and better manage costs

##### FOR INFORMATION TECHNOLOGY

- Accelerate deployment of Procurement & Spend data warehouse
- Integrate supplier and product data from multiple sources to provide business users with a complete view of procurement & spend business processes
- Tailor analytics to specific procurement and spend functions, including supplier management and sourcing
- Adapt to changing external and internal needs by leveraging, not replacing, existing investments

### SUPPLY CHAIN AND ORDER MANAGEMENT

#### KEY FEATURES & BENEFITS

##### FOR BUSINESS USERS

- Provide actionable information to conduct intelligent analysis of orders related to regions, products, periods
- Correlate order information with sales revenues, fulfillment performance and customer loyalty.
- Measure how effectively the organization is managing raw materials and finished goods inventories across multiple locations
- Maximize revenues by ensuring that enough goods are available to fill customer orders while keeping inventory levels and costs as low as possible

##### FOR INFORMATION TECHNOLOGY

- Accelerate deployment of Supply Chain and Order Management data warehouse
- Integrate data from multiple sources to provide business users with a complete view of the customer and Supply Chain & Order Management processes
- Adapt to changing external and internal needs by leveraging, not replacing, existing investments
- Comprehensive self-service capabilities reduce the burden on IT resources
- Oracle Supply Chain and Order Management Analytics dashboards provide key order and inventory information.

## SUMMARY (continued)

### ORACLE FINANCIAL ANALYTICS

#### KEY FEATURES & BENEFITS

##### FOR BUSINESS USERS

- Receive intra-period information on income statement, cash flow, and balance sheet condition without having to perform consolidations or wait for books to close
- Drive financial accountability to department managers by providing timely information to help better budget management
- Increase cash flow and working capital through more effective receivables, payables, and inventory management
- Provide each user with timely and in-context financial and cost information to improve decision-making
- Drive budget accountability down to departmental managers and provide them daily visibility into budget versus actual performance
- Effectively manage payables and receivables to key suppliers and customers
- Complete picture of the asset's life cycle from acquisition through to retirement both transactions and periodic valuations

##### FOR INFORMATION TECHNOLOGY

- Accelerate deployment of financial data warehouse
- Integrate data from multiple sources to provide business users with a complete view of the customer and business operations
- Tailor analytics to specific financial functions, including regulatory reporting functions
- Adapt to changing external and internal needs by leveraging, not replacing, existing investments
- Comprehensive user self-service capabilities reduce the burden on IT resources

### ORACLE ENTERPRISE ASSET MANAGEMENT ANALYTICS

#### KEY FEATURES & BENEFITS

##### FOR BUSINESS USERS

- Improve the efficiency of the maintenance organization
- Improve effectiveness of maintenance planning and scheduling
- Control maintenance cost variance
- Control and monitor maintenance work order backlog and maintenance work order completions

### ORACLE MANUFACTURING ANALYTICS

#### KEY FEATURES & BENEFITS

##### FOR BUSINESS USERS

- Provide actionable information to conduct intelligent analysis of manufacturing performance related to schedules, cost, quality, and service levels
- Correlate work order information with production plans to monitor adherence to plans
- Maximize service levels by alleviating bottlenecks in the production process, while keeping inventory levels and costs as low as possible
- Analyze work order cycle times and age of open work orders to quickly identify material shortages and bottlenecks in the production process
- Monitor and control Manufacturing quality to adhere to pre-define targets and standards,
- Review Quality results by analyzing non conformance and disposition analysis by collection plans and collection elements
- Measure how effectively the organization is managing raw materials and finished goods inventories across multiple locations

##### FOR INFORMATION TECHNOLOGY

- Accelerate deployment of manufacturing data warehouse
- Integrate data from multiple sources to provide business users with a complete view of the plan-to-produce cycle
- Adapt to changing external and internal requirements by leveraging, not replacing, existing IT investments
- Reduce the burden on IT with comprehensive self-service capabilities
- Access key manufacturing and inventory information with Oracle Manufacturing Analytics.

#### KEY FEATURES & BENEFITS

##### FOR INFORMATION TECHNOLOGY

- Accelerate deployment of EAM Analytics content
- Integrate data from multiple sources to provide business users with a complete view of the Enterprise Asset Management processes.
- Adapt to changing external and internal needs by leveraging, not replacing, existing investments
- Comprehensive self-service capabilities reduce the burden on IT resources

## SUMMARY *(continued)*

### ORACLE STUDENT INFORMATION ANALYTICS

#### KEY FEATURES & BENEFITS

##### FOR BUSINESS USERS

- Improve retention rate by tracking student performance.
- Forecast and monitor enrollment, retention, and graduation rate
- Improve recruitment and optimize staffing decisions
- Pin-point top and bottom performing students, teachers, and programs
- Enable better decision-making based on readily accessible student information

##### FOR INFORMATION TECHNOLOGY

- Adapt to changing external and internal needs by leveraging, not replacing, existing investments
- Comprehensive self-service capabilities reduce the burden on IT resources
- Sustainable reporting and compliance strategy
- Multi source BI solution for Student Information systems
- Leverages BI Applications platform - Common Information Model, Conformed dimensions and security model etc.

#### Stay Connected

 [Facebook.com/OracleBusinessAnalytics](https://www.facebook.com/OracleBusinessAnalytics)

 [Youtube.com/EvolvingBI](https://www.youtube.com/EvolvingBI)

 [Twitter.com/OracleAnalytics](https://www.twitter.com/OracleAnalytics)

#### Contact Us

For more information about Oracle BI Applications, visit [oracle.com/bi](http://oracle.com/bi) or call +1.800.ORACLE1 to speak to an Oracle representative.

 Oracle is committed to developing practices and products that help protect the environment

Copyright © 2011, Oracle and/or its affiliates. All rights reserved.

This document is provided for information purposes only and the contents hereof are subject to change without notice. This document is not warranted to be error-free, nor subject to any other warranties or conditions, whether expressed orally or implied in law, including implied warranties and conditions of merchantability or fitness for a particular purpose. We specifically disclaim any liability with respect to this document and no contractual obligations are formed either directly or indirectly by this document. This document may not be reproduced or transmitted in any form or by any means, electronic or mechanical, for any purpose, without our prior written permission.

Oracle and Java are registered trademarks of Oracle and/or its affiliates. Other names may be trademarks of their respective owners.

Intel and Intel Xeon are trademarks or registered trademarks of Intel Corporation. All SPARC trademarks are used under license and are trademarks or registered trademarks of SPARC International, Inc. AMD, Opteron, the AMD logo, and the AMD Opteron logo are trademarks or registered trademarks of Advanced Micro Devices. UNIX is a registered trademark licensed through X/Open Company, Ltd. 0611

**Hardware and Software, Engineered to Work Together**